


688567

**2023**



1

www.sse.com.cn

2

" " " "

926,988,810.79

1,867,747.324.24

1,001,943,032.06

1,740,889,972.98

" " "

"

SPS

SPS

"

" "

"

3

4

5

6

**7**

2023

2023

**8**

1

A			688567	

	0797-7329849	0797-7329849
	farasisIR@farasisenergy.com.cn	farasisIR@farasisenergy.com.cn

2

( )

( )

1





LiSFI

AI

2.

2023 8 9  
3 3 7  
1 4  
4.71% 0.19

	2023	2022	2021	2020	2019	2018
	9	8	6	7	7	5
	1	1	1	1	1	1
	4	4	5	4	4	3
	8	10	14	-	-	-

2017-2023

2023EV-volumes

2023 SNE Research

3.

1

SNE Research

2023

705.5GWh

2023

1860GWh

2

3

AI

4

10%

eVTOL

3

3.1 3

	2023	2022	(%)	2021
	30,144,679,215.99	32,127,174,742.43	-6.17	20,936,433,959.87
	10,384,616,385.45	12,016,564,604.85	-13.58	9,274,103,713.07
	16,436,419,118.50	11,588,096,737.96	41.84	3,500,076,221.91
	15,428,976,035.61	10,716,868,519.67	43.97	3,376,828,781.36
	-1,867,747,324.24	-926,988,810.79		-952,720,292.43
	-1,740,889,972.98	-1,001,943,032.06		-1,262,789,805.73
	664,030,601.12	-1,747,092,191.30		233,241,842.74
%	-16.81	-10.05	6.76	-9.88
	-1.53	-0.86		-0.89
	-1.53	-0.86		-0.89
%	4.56	5.16	0.60	15.47

**3.2**

	1-3	4-6	7-9	10-12
	3,734,755,437.14	3,249,835,558.54	4,247,065,363.82	5,204,762,759.00
	-351,598,174.42	-445,507,844.78	-766,070,208.75	-304,571,096.29
	-365,046,529.55	-448,464,395.24	-667,618,959.47	-259,760,088.72
	-396,086,236.93	647,359,590.06	90,629,040.37	322,128,207.62

4


4.1

10

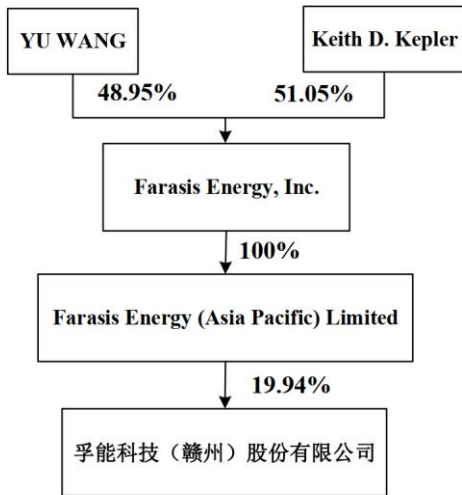
( )			22,009					
( )			22,294					
			0					
			0					
			0					
			0					
			(%)					
Farasis Energy	Asia Pacific	Limited	242,874,025	19.94				
			161,769,650	13.28				
			49,409,282	4.06				
			46,455,696	3.81				
		( )	44,135,022	3.62				
			42,800,000	3.51				
			36,413,791	2.99				
			32,120,091	2.64				

	-3,012,431	30,740,064	2.52					
		20,674,487	1.70					

4.2



4.3



4.4

10

5

**1**

			3,014,467.92
6.17%	1,976,006.28		1.74%
	1,643,641.91	41.84%	-186,774.73

**2**